



Language Fonts

Language Fonts

Use Language fonts to create unique and elaborate embroidery designs.

- View Language fonts sample pictures, available keystrokes, font versions, recommended heights and any special notes for available Language fonts.

Language Fonts

[Language Fonts](#) : 01 Heiti

01 Heiti

田岛-简体黑

The Heiti font contains about 3600 Chinese characters. It also includes the Roman alphabet characters A-Z, a-z, numerals, and most common punctuation marks (e.g. ; : ! ? " etc.). Below, a few characters from the Chinese Heiti font set.

维基户自行翻
中译要冠以

[Language Fonts](#) : 01 Heiti[Language Fonts](#) : 02 Chinese Brush

02 Chinese Brush

田岛-行楷

The Chinese Brush font contains about 3500 Chinese characters. It also includes the Roman alphabet characters A-Z, a-z, numerals, and most common punctuation marks (e.g. ; : ! ? " etc.).

Below, a few characters from the Chinese Heiti font set.

维基户自行翻
中译要冠以

Language Fonts : 02 Chinese Brush



Language Fonts : Cyrillic

Cyrillic



Available Keystrokes

The following lists the keystrokes available for the Cyrillic font.

Available Keystrokes

See above image for available keystrokes.

0 1 2 3 4 5 6 7 8 9

Font Version

The font version for the Cyrillic font is Version A.



Use 100% to 110% pull-compensation at minimum height.
 No pull-compensation at maximum height.

Recommended Heights

The following lists the recommended minimum and maximum heights for the Cyrillic font.

Recommended Height

Value

Minimum

0.24 inches/6 mm

Maximum

1.18 inches/30 mm

Language Fonts : Cyrillic



Language Fonts : Greek

Greek



Available Keystrokes

The following lists the keystrokes available for the Greek font.

Available Keystrokes

See above image for available keystrokes.

0 1 2 3 4 5 6 7 8 9

Font Version

The font version for the Greek font is Version C.



Use 120% pull-compensation at minimum height.

Recommended Heights

The following lists the recommended minimum and maximum heights for the Greek font.

Recommended Height

Value

Minimum

0.24 inches/6 mm

Maximum

0.79 inches/20 mm

[Language Fonts](#) : Greek



[Language Fonts](#) : Greek Block

Greek Block



Available Keystrokes

The following lists the keystrokes available for the Greek Block font.

Available Keystrokes

0 1 2 3 4 5 6 7 8 9

[See above image for available keystrokes.](#)

Font Version

The font version for the Greek Block font is Version A.



Use 125% pull-compensation at minimum height.
Recommended Density approximately 5.0 pts for general purpose use.
Use 0% pull-compensation at maximum height.
Recommended Density is 3.0 pts.

Recommended Heights

The following lists the recommended minimum and maximum heights for the Greek Block font.

Recommended Height

Value

Minimum	0.25 inches/6 mm
Maximum	1.5 inches/38 mm

Note

- The characters ! # \$ % & ' () * + - / will display lower case letters with accents and are only for small use. The letter will sew and jump to the accent then to the next letter without trimming. This makes the thread long enough to trim (see image above).
- The characters & () * + - / will display lower case letters with accents and are only for large use. They trim before jumping to the accent: (see image above).

[Language Fonts](#) : Greek Block



[Language Fonts](#) : Hebrew

Hebrew



Available Keystrokes

The following lists the keystrokes available for the Hebrew font.

Available Keystrokes

See above image for available Hebrew characters.

0 1 2 3 4 5 6 7 8 9

Font Version

The font version for the Hebrew font is Version D.

Recommended Heights

The following lists the recommended minimum and maximum heights for the Hebrew font.

Recommended Height

Value

Minimum

0.47 inches/12 mm

Maximum

1.02 inches/26 mm

Language Fonts : Hebrew



Language Fonts : Using Hebrew Fonts

Using Hebrew Fonts

Configuring the Keyboard for Hebrew

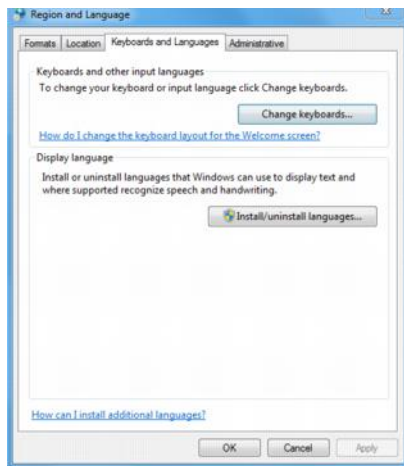
Our latest Hebrew fonts are mapped to the actual Hebrew keyboard codes. If your operating system is not configured for a Hebrew keyboard, you will need to install the Hebrew Language Pack for Windows.



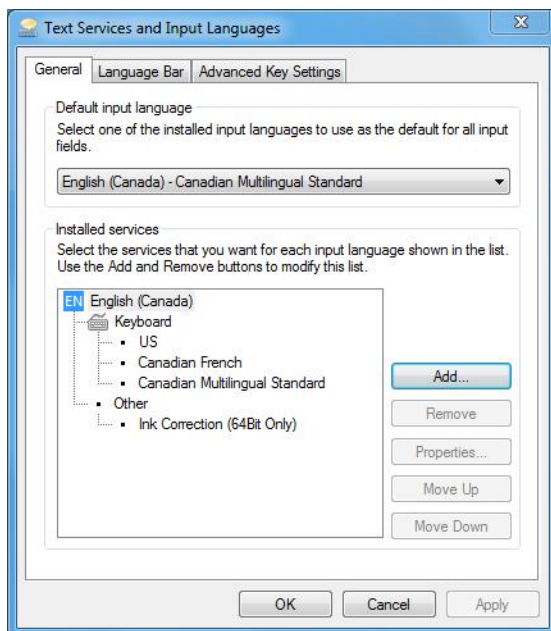
The following instructions are based on the Windows® 7 operating system. The configuration for other operating systems may be slightly different.

To configure the keyboard for Hebrew fonts:

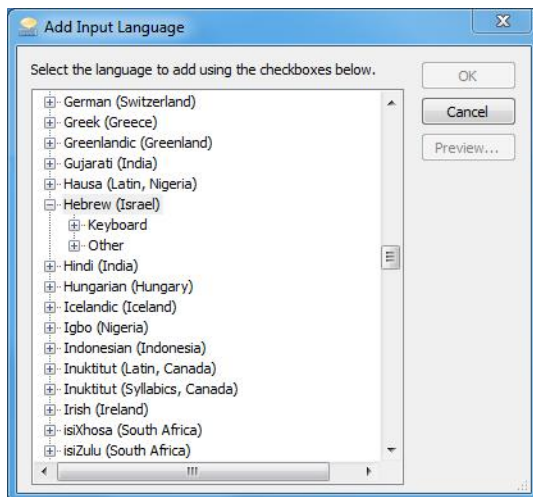
- 1 Click Start—Control Panel to open the Windows control panel.
- 2 On the control panel, under Clock, Language and Region, click Change Keyboards or other input methods.
You see the Region and Language dialog.
- 3 Select the Keyboards and Languages tab.
You see the following tab:



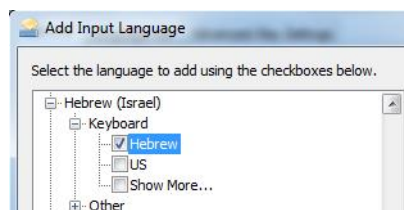
- 4 Click the "Change Keyboards" button.
You see the Text Services and Input Languages Dialog



- 5 Click the Add button.
You see Add Input Language dialog.



- 6 Click the small "plus" sign next to Hebrew to expand the list; choose Keyboard and check the box next to Hebrew.



- 7 Click OK to close the dialog.
- 8 Click OK to close the Text Services and Input Languages dialog.



If you are using a version older than Version 14, you will also need to change the System Locale setting in the Region and Language dialog to Hebrew

[Language Fonts](#) : Using Hebrew Fonts



[Language Fonts](#) : [Using Hebrew Fonts](#) : Using the Hebrew Fonts

Using the Hebrew Fonts

Once you have installed and configured the Hebrew language pack, you can begin using the Hebrew fonts in Tajima DG/ML by Pulse. In order to type Hebrew letters, you will need to switch your keyboard to the Hebrew language (see above).

When you have configured the Hebrew keyboard settings you will be able to switch between English and Hebrew characters. This is done by way of the from the keyboard selection icon, found in the lower-right hand corner of the Windows screen.

This icon indicates the current keyboard language (EN = English, HE = Hebrew). When you are ready to enter text using the Hebrew font, change the keyboard from EN to HE.



The following graphic shows the keypad layout if you are using an English keyboard with the Hebrew language enabled. You can use it as a guide for typing the Hebrew letters on the regular keyboard, or use it directly by clicking the keys on-screen.



You can open the on-screen keyboard through the Control Panel. Select Start–Control Panel–Ease of Access–Ease of Access Center–Start on-screen Keyboard.

When entering Hebrew characters in DG/ML remember to make sure that HE is displayed for the selected keyboard. Note that characters will be entered from right to left, and that most Hebrew characters use the lower case letters on the English keyboard.

[Language Fonts](#) : [Using Hebrew Fonts](#) : Using the Hebrew Fonts



[Language Fonts](#) : Hebrew Army

Hebrew Army

אבגדהוזחטיכךלמ
 סנוסעפפצץקרשת
 /'] \ [9876543210

Available Keystrokes

See above image for the available keystrokes for Hebrew Army.



For this font, your computer must have the Hebrew language enabled, and the keyboard set up for Hebrew as well. The letters cannot be typed if the keyboard is set up in English.
 For more details, see "Using Hebrew Fonts," above.

Recommended Heights

The following lists the recommended minimum and maximum heights for the font.

Recommended Height	Value
Minimum	0.24 inches/6 mm
Maximum	1.5 inches/38 mm



Use Pull Comp. Absolute + 0.2mm when working with small letter sizes.
 Use Automatic Overlap when working with larger letter heights.

When working with extremely large letter heights, use the following quality control properties:
 set percentage split to 33%, and a maximum stitch length of 8 mm.

Language Fonts : Hebrew Army



Language Fonts : Hebrew Autumn

Hebrew Autumn

אבגדהוזחטיכךלמ
 סנוסעפפצץקרשת
 /'] \ [9876543210

Available Keystrokes

See above image for available keystrokes.



For this font, your computer must have the Hebrew language enabled, and the keyboard set up for Hebrew as well.
 For more details, see "Using Hebrew Fonts," above.

Recommended Heights

The following lists the recommended minimum and maximum heights for the font.

Recommended Height	Value
Minimum	0.6 inches/15 mm
Maximum	1.57 inches/40 mm



Use Pull Comp. Absolute + 0.2mm when working with small letter sizes.
 Use Automatic Overlap when working with larger letter heights.

When working with extremely large letter heights, use the following quality control properties:

set percentage split to 33%, and a maximum stitch length of 8 mm.

Language Fonts : Hebrew Autumn



Language Fonts : Hebrew Bold

Hebrew Bold

אבגדהוזחטי כךלמ
םנןסעפףצץקרשת
/']\[9876543210

Available Keystrokes

See above image for available keystrokes.



For this font, your computer must have the Hebrew language enabled, and the keyboard set up for Hebrew as well.
For more details, see "Using Hebrew Fonts," above.

Recommended Heights

The following lists the recommended minimum and maximum heights for the font.

Recommended Height

Value

Minimum

0.20 inches/5 mm

Maximum

1.97 inches/50 mm



Use Pull Comp. Absolute + 0.2mm when working with small letter sizes.
Use Automatic Overlap when working with larger letter heights.
When working with extremely large letter heights, use the following quality control properties:
set percentage split to 33%, and a maximum stitch length of 8 mm.

Language Fonts : Hebrew Bold



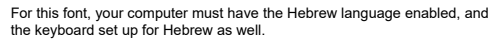
Language Fonts : Hebrew Ktav Yad1

Hebrew Ktav Yad1

אהאצרהו זחטי ככלא
םנןסעפףצץקרשת
/']\[9876543210

Available Keystrokes

See above image for available keystrokes.



Recommended Heights

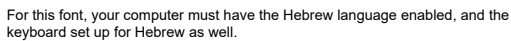
The following lists the recommended minimum and maximum heights for the font.

Use Pull Comp. Absolute + 0.2mm when working with small letter sizes.
Use Automatic Overlap when working with larger letter heights.

Hebrew Ktav Yad2

Available Keystrokes

See above image for available keystrokes.



Recommended Heights

The following lists the recommended minimum and maximum heights for the font.

Use Pull Comp. Absolute + 0.2mm when working with small letter sizes.
Use Automatic Overlap when working with larger letter heights.

Language Fonts : Hebrew Ktav Yad1



Hebrew Limud

אבגדהוזחטיכךלמ
 סנןסעפףצץקרשת
 /'] \ [9876543210

Available Keystrokes

See above image for available keystrokes.



For this font, your computer must have the Hebrew language enabled, and the keyboard set up for Hebrew as well.
 For more details, see "Using Hebrew Fonts," above.

Recommended Heights

The following lists the recommended minimum and maximum heights for the font.

Recommended Height

Value

Minimum

0.28 inches/7.0 mm

Maximum

1.97 inches/50 mm



Use Pull Comp. Absolute + 0.2mm when working with small letter sizes.
 Use Automatic Overlap when working with larger letter heights.

When working with extremely large letter heights, use the following quality control properties:
 set percentage split to 33%, and a maximum stitch length of 8 mm.

Language Fonts : Hebrew Limud



Language Fonts : Hebrew School

Hebrew School

אבגדהוזחטיכךלמ
 סנןסעפףצץקרשת
 /'] \ [9876543210

Available Keystrokes

See above image for available keystrokes.



For this font, your computer must have the Hebrew language enabled, and the keyboard set up for Hebrew as well.
 For more details, see "Using Hebrew Fonts," above.

Recommended Heights

The following lists the recommended minimum and maximum heights for the font.

Recommended Height

Value

Minimum

0.28 inches/7 mm

Maximum

1.77 inches/45 mm

Use Pull Comp. Absolute + 0.2mm when working with small letter sizes.
 Use Automatic Overlap when working with larger letter heights.



When working with extremely large letter heights, use the following quality control properties:
set percentage split to 33%, and a maximum stitch length of 8 mm.

Language Fonts : Hebrew School



Language Fonts : Hebrew Tora

Hebrew Tora

א ב ג ד ה ו ז ח ט י כ ל מ
נ ס ע פ צ ק ר ש ת
/ '] \ [9 8 7 6 5 4 3 2 1 0

Available Keystrokes

See above image for available keystrokes.



For this font, your computer must have the Hebrew language enabled, and the keyboard set up for Hebrew as well.
For more details, see "Using Hebrew Fonts," above.

Recommended Heights

The following lists the recommended minimum and maximum heights for the font.

Recommended Height

Minimum

Value

0.24 inches/6 mm

Maximum

1.97 inches/50 mm



Use Pull Comp. Absolute + 0.2mm when working with small letter sizes.
Use Automatic Overlap when working with larger letter heights.

When working with extremely large letter heights, use the following quality control properties:
set percentage split to 33%, and a maximum stitch length of 8 mm.

Language Fonts : Hebrew Tora



Language Fonts : Hebrew Zadik

Hebrew Zadik

א ב ג ד ה ו ז ח ט י כ ל מ
נ ס ע פ צ ק ר ש ת
/ '] \ [9 8 7 6 5 4 3 2 1 0

Available Keystrokes

See above image for available keystrokes.



For this font, your computer must have the Hebrew language enabled, and the keyboard set up for Hebrew as well.
For more details, see "Using Hebrew Fonts," above.

Recommended Heights

The following lists the recommended minimum and maximum heights for the font.

Recommended Height	Value
Minimum	0.28 inches/7 mm
Maximum	1.97 inches/50 mm



Use Pull Comp. Absolute + 0.2mm when working with small letter sizes.
Use Automatic Overlap when working with larger letter heights.

When working with extremely large letter heights, set Percentage split to 33%, and maximum stitch length to 8 mm.

Language Fonts : Hebrew ZadiK



Language Fonts : Hebrew Zfat

Hebrew Zfat

אבגדהוזחטיכךלמ
םנוסעפףצקדשת
/']\[9876543210

Available Keystrokes

See above image for available keystrokes.



For this font, your computer must have the Hebrew language enabled, and the keyboard set up for Hebrew as well.
For more details, see "Using Hebrew Fonts," above.

Recommended Heights

The following lists the recommended minimum and maximum heights for the Hebrew Zfat font.

Recommended Height	Value
Minimum	0.31 inches/8 mm
Maximum	1.5 inches/38 mm



Use Pull Comp. Absolute + 0.2mm when working with small letter sizes.
Use Automatic Overlap when working with larger letter heights.

When working with extremely large letter heights, set Percentage split to 33%, and maximum stitch length to 8 mm.

Language Fonts : Hebrew Zfat



Language Fonts : Katakana

Katakana

アアイイウウエエオオカガキ
 A B C D E F G H I J K L M
 ギクグケゲコゴサザシジスズ
 N O P Q R S T U V W X Y Z
 セゼソゾタダチヂッツツヅテデ
 a b c d e f g h i j k l m
 トドナニヌネノハバパヒビピ
 n o p q r s t u v w x y z
 ブブプヘベペホボポマ
 0 1 2 3 4 5 6 7 8 9
 ミムユレリエーワワメモヤユヨ
 ! " # \$ % & ' () *
 ヨルラロキヲハンカヤ・ケバ
 * - + / = @ { [] & _ ^ |

Available Keystrokes

See above image for available keystrokes.

Font Version

The font version for the Katakana font is Version B.



Use 125% pull-compensation at minimum height.

Recommended Heights

The following lists the recommended minimum and maximum heights for Katakana font.

Recommended Height

Value

Minimum

0.47 inches/12 mm

Maximum

2.36 inches/60 mm

Language Fonts : Katakana



Language Fonts : Megagreek

Megagreek

Α Β Γ Δ Ε

Available Keystrokes


The following lists the keystrokes available for the Megagreek font.

Available Keystrokes

A B C D E F G H I J K L M N O P Q R S T U V W X Y Z

To display the following font character, enter the keystroke listed.

Special Keystrokes



Font Version

The font version for the Megagreek font is Version C.



This is an appliqué font for use only with 3-inch letters. These letters can be ordered through STAHLs at 1-800-521-9702.

Language Fonts : Megagreek



Language Fonts : Megagreek Double

Megagreek Double



Available Keystrokes

The following lists the keystrokes available for the Megagreek Double font.

Available Keystrokes

A B C D E F G H I J K L M N O P Q R S T U V W X Y Z

Font Version

The font version for the Megagreek Double font is Version C.



This is an appliqué font for use with Stahls' 4-inch letters only. The letters can be ordered through STAHLs at 1-800-521-9702.

Tips

- Height to input in software: 4.63 inches/117.5mm.
- Use letter one, letter two for best results (not color1, color2).
- Zig-zag satin density 20 pts. (Master density 4.0 +16.0).
- Do not change size, adjust width, fill box / baseline, or adjust size in any way.
- Always use lock stitch setting and turn off any stitch removal settings.
- Run stitch 20-30 pts.
- May use light pull-compensation in case of variations in dye cut letters.

Using the Megagreek Double font

To use the Megagreek Double font:

- 1 Outline background appliqué piece.
- 2 Tack down, satin borders for background appliqué piece.
- 3 Outline appliqué letter.
- 4 Tack down, satin borders for appliqué letter.

Language Fonts : Megagreek Double



Language Fonts : Parthenon

Parthenon

Παρθενον

Available Keystrokes

The following lists the keystrokes available for the Parthenon font.

Available Keystrokes

A B C D E F G H I K L M N O P Q R S T U V W X Y Z
a b c d e f g h i k l m n o p q r s t u v w x y z
0 1 2 3 4 5 6 7 8 9
! # \$ % () * , . ?

Font Version

The font version for the Parthenon font is Version A.



The suggested pull-compensation value is: Absolute=0.2mm. This setting is strongly recommended if embroidering on Pique, Knit, Sweaters or if making text in small sizes.
The suggested minimum stitch length value is 0.2mm or you can select "Ignore Minimum Stitch Length".
The suggested Short Stitch Style and Satin Auto Density setting is None.

Recommended Heights

The following lists the recommended minimum and maximum heights for the Parthenon font.

Recommended Height	Value
Minimum	0.39 inches/10 mm
Maximum	1.18 inches/30 mm

[Language Fonts](#) : Parthenon



[Language Fonts](#) : Russian

Russian

Русский

Available Keystrokes

The following lists the keystrokes available for the Russian font.

Ф И С В У А П Р Ш О Л
 А В С D E F G H I J K
Д Ъ Т Щ З Й К Ы Е Г М
 L M N O P Q R S T U V
Ц Ч Н Я Ж Э Б Ю Х Ъ Ё
 W X Y Z : " * + { } =
ф и с в у а п р ш о л д ъ т щ з
 а б с d e f g h i j k l m n o p
й к ы е г м ц ч н я ж э б ю х ъ ё
 q r s t u v w x y z ; , . [] \

Font Version

The font version for the Russian font is Version C.

Recommended Heights

The following lists the recommended minimum and maximum heights for the Russian font.

Recommended Height	Value
Minimum	0.32 inches/8 mm
Maximum	1.18 inches/30 mm

Language Fonts : Russian



Language Fonts : Russian Italic

Russian Italic

Available Keystrokes

The following table show the characters in the Russian Italic font.

А Б В Т Д Е Ё Ж З И Й К Л М Н О П Р
С Т У Ф Х Ц Ч Ш Щ Ъ Ы Ь Э Ю Я
а б в г д е ё ж з и й к л м н о п р
с т у ф х ц ч ш щ ъ ы ь э ю я
1 2 3 4 5 6 7 8 9 0
., "; % : ? ! - + = / @ * ()



Important: The characters in this font must be entered using a Russian keyboard.

To change the keyboard settings, go to Start—Control Panel—Region and Language—Keyboards and Languages. (Applies to Windows 7 - for other operating systems, the path may vary slightly).

Recommended Heights

The following lists the recommended minimum and maximum heights for the Russian font.

Recommended Height	Value
Minimum	0.28 inches/7 mm
Maximum	1.18 inches/30 mm



Apply Absolute Pull Comp. = + 0.25 mm when working with small letter sizes.
When working with large lettering, turn on the Automatic Overlap and Fix Gap settings in Segment Settings—Quality Control page.

[Language Fonts](#) : Russian Italic



[Language Fonts](#) : Russian Serif Block

Russian Serif Block

Available Keystrokes

The following lists the keystrokes available for the Russian Serif Block font.

АБВГДЕЁЖЗИЙКЛМНОПР
СТУФХЦЧШЩЪЫЬЭЮЯ
абвгдеёжзийклмнопр
стуфхцчшщъыэюя
1234567890
.,";%:?!-+=/ @ * ()



Important: The characters in this font must be entered using a Russian keyboard.
To change the keyboard settings, go to Start—Control Panel—Region and Language—Keyboards and Languages (in Windows 7 - for other operating systems, the path may vary slightly).

Recommended Heights

The following lists the recommended minimum and maximum heights for the Russian font.

Recommended Height	Value
Minimum	0.24 in. /6 mm
Maximum	2.56 in. /65 mm



Apply absolute Pull Comp. +0.3 mm when working with small letter sizes.
When working with large lettering, turn on the Automatic Overlap and Fix Gap settings in Segment Settings—Quality Control page.

[Language Fonts](#) : Russian Serif Block



[Language Fonts](#) : Russian Traditional

Russian Traditional

Available Keystrokes

The following lists the keystrokes available for the Russian Traditional font.

АБВГДЕЖЗИЙКЛМНОПР
СТУФХЦЧШЩЪЫЬЭЮЯ
абвгдежэнийклмнопр
стуфхцчшщъыэюя
1234567890
.,";%:?!-+=/ @ * ()



Important: The characters in this font must be entered using a Russian keyboard.
To change the keyboard settings, go to Start—Control Panel—Region and Language—
Keyboards and Languages (in Windows 7 - for other operating systems, the path may vary
slightly).

Recommended Heights

The following lists the recommended minimum and maximum heights for the Russian font.

Recommended Height	Value
Minimum	0.28 in. /7mm
Maximum	1.97 in. /50 mm



Use Absolute Pull Comp. = +0.3mm when working with small letter sizes.

When working with large lettering, turn on the Automatic Overlap and Fix Gap settings in
Segment Settings—Quality Control page.

[Language Fonts](#) : Russian Traditional

